



Elevating wound closure to an advanced level, with Quill™ Barbed Sutures

- ELIMINATE KNOTS
- INCREASE CLOSURE SECURITY
- DECREASE CLOSURE TIMES



SURGICAL
SPECIALTIES
Animal Health

 SilverGlide™
Specialising in Wound Closure

Distributed in Australia by: **Silverglide Pty Ltd**
sales@silverglide.com.au 1300 365 241

Atraumatic tissue passage

Quill™ veterinary barbs retract into the core for **smooth passage through tissue** when the suture is deployed into tissue.

Once the strand is placed, the barbs engage on every plane for a **secure fixation** to effectively lock the suture in place.



Retract for delivery

The diagram shows a purple suture strand being inserted into a reddish, fleshy tissue. A white arrow points from the suture towards the tissue, indicating the direction of retraction for delivery.



Engage for fixation

The diagram shows the purple suture strand now embedded within the tissue. A white arrow points from the suture into the tissue, indicating the engagement of the barbs for secure fixation.

CONTENTS

Quill™ Veterinary Features & Benefits	3
Quill™ Veterinary Variable loop	6
Quill™ Veterinary Bi-directional	13
Quill Veterinary Surgery Selection Guide	21

Go Knotless.



Speed of a running stitch.

Security of an interrupted technique.

Value price of a traditional suture.

Choose from a versatile portfolio of over 200 skus.

Various suture lengths and USP sizes per configuration that are available in Monoderm, PDO and Polypropylene materials.



Colour-coded foil blister for easy identification.

The single barrier foil blister reduces waste. Easy-to-read labels cover entire pouch.

Minimal suture memory with the tray.

Environmentally friendly with recyclable polypropylene tray

Labelled tray for easy and quick identification in the sterile field






FEATURES & BENEFITS

Create a better wound healing environment with a water tight closure.

- ✓ No knots to bury, eliminating irritation caused by suture tags.
- ✓ Intuitive, easy to use design with no change to standard technique of running suture.



Determined by the OUTER diameter



Quill™ is labeled by its outer diameter before the barbs are cut into the suture.

Only Quill™ Veterinary has true USP Sizing

For example, when a size 2-0 Quill™ Veterinary is manufactured, it starts with a standard USP size 2-0 suture thread. It is then barbed and remains labeled as 2-0 USP.

Just as knot reduces the tensile strength of a traditional suture, a barb will also reduce the tensile strength. To achieve the same functional USP strength, we recommend up sizing by one USP size.

A Quill #0 USP suture has equivalent tensile strength to a 2-0 conventional USP suture.

Choose your material.


Mid-Term Absorbable Monoderm™ (PGA-PCL) Monofilament Dyed (Violet) Essentially complete in 90-120 days	Long-Term Absorbable PDO (polydioxanone) Monofilament Dyed (Violet) Essentially complete by 180 days	Non-Absorbable Polypropylene Monofilament Dyed (Blue) Permanent
--	--	--

Choose your style and length.

Variable Loop Lengths



Bi-directional Lengths

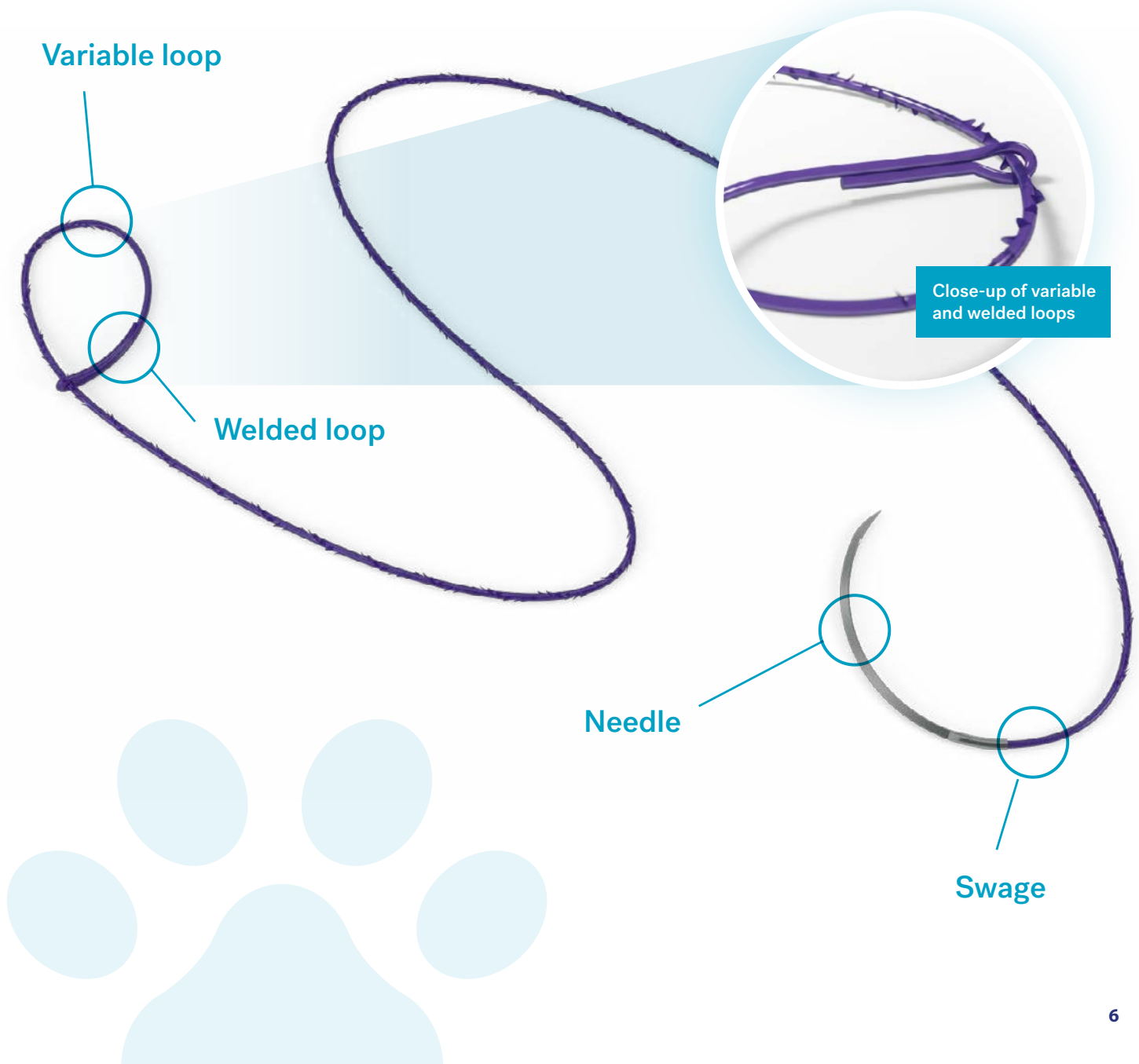


In estimating the length of the Quill suture required, typically choose a suture length, twice the length of the layer to be closed.

Quill™ Veterinary Variable Loop

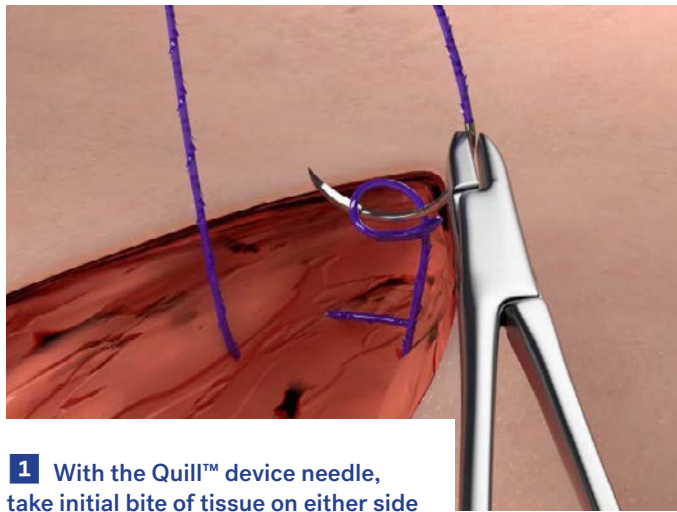
Quill™ **Uni-directional** barbs are cut in one direction in a helical fashion (in a spiral) around the strand.

Variable loop is used for the anchor point.

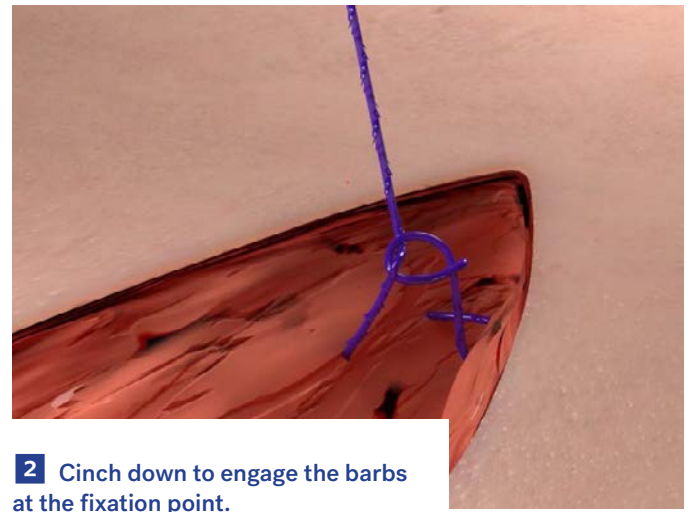




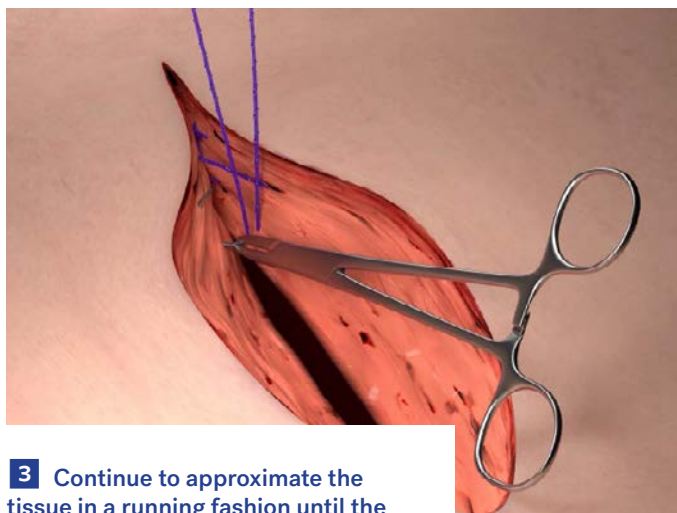
Basic technique for the Quill™ Variable Loop



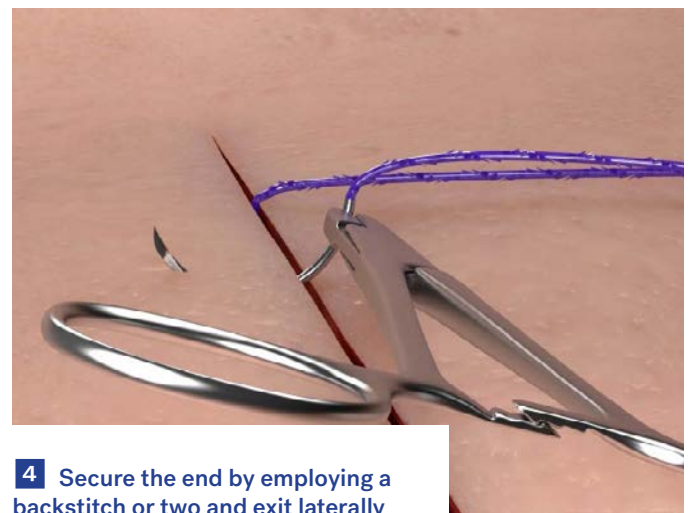
1 With the Quill™ device needle, take initial bite of tissue on either side of the apex of the wound. Then, pass the needle through the variable loop.



2 Cinch down to engage the barbs at the fixation point.



3 Continue to approximate the tissue in a running fashion until the opposite end of the wound is reached. Use care to approximate the tissue and not strangulate.










4 Secure the end by employing a backstitch or two and exit laterally and cut flush with the skin once approximation is complete.

Barbed suture absorption profile

Description	Effective wound support	Absorption Time	Quill™ Veterinary
Mid-Term	42% to 76% at 7 days	90-120 Days	Quill™ Monoderm
	36% to 52% at 14 days		
Long-Term	80% at 2 weeks 60% at 4 weeks 40% at 6 weeks	Minimal until approximately 120 days Essentially complete by 180 days	Quill™ PDO
Permanent	Permanent	Permanent	Quill™ Polypropylene

Mid-Term Monoderm™ Variable Loop

ABSORBABLE







NEEDLE	COLOUR	LENGTH	SIZE 3-0	2-0	0	1	2	PRICE
Reverse Cutting Needle ▽								
 FS-2 19mm 3/8 circle	Violet	20cm	YA032R5					\$203.21
		30cm	YA033R5					\$211.66
		60cm	YA036R5					\$226.48
 FS-1 24mm 3/8 circle	Violet	20cm	YA032R6	YA022R6				\$203.21
		30cm	YA033R6	YA023R6				\$211.66
		60cm	YA036R6	YA026R6				\$226.48
 FS 26mm 3/8 circle	Violet	20cm		YA022R7				\$201.18
		30cm		YA023R7				\$209.56
		60cm		YA026R7				\$224.23
 FSL 30mm 3/8 circle	Violet	20cm			YA02R8			\$199.17
		30cm			YA03R8			\$207.46
		60cm			YA06R8			\$221.99
 CP-2 26mm 1/2 circle	Violet	20cm			YA02R14	YA12R14		\$199.17
		30cm			YA03R14	YA13R14		\$207.46
		60cm			YA06R14	YA16R14		\$221.99
 CP-1 36mm 1/2 circle	Violet	20cm				YA12R15		\$201.18
		30cm				YA13R15		\$209.54
		60cm				YA16R15		\$224.21
 CP 40mm 1/2 circle	Violet	20cm					YA22R16	\$203.19
		30cm					YA23R16	\$211.64
		60cm					YA26R16	\$226.45

* All boxes are a quantity of 12.

*As with traditional sutures, Quill barbed suture size is determined by its OUTER diameter. It is therefore recommended that when using Quill barbed suture, you upsize by one USP compared with traditional suture. For example if previously using a 3-0 traditional suture, we recommend using a 2-0 Quill barbed suture.

Mid-Term Monoderm™ Variable Loop

ABSORBABLE







NEEDLE	COLOUR	LENGTH	SIZE 3-0	2-0	0	1	2	PRICE
Taper Point Needle 								
 RB-1 17mm ½ circle	Violet	20cm	YA032T2	YA022T2				\$203.21
		30cm	YA033T2	YA023T2				\$211.66
		60cm	YA036T2	YA026T2				\$226.48
 SH-1 22mm ½ circle	Violet	20cm		YA022T3				\$201.18
		30cm		YA023T3				\$209.56
		60cm		YA026T3				\$224.23
 SH 26mm ½ circle	Violet	20cm		YA022T4				\$201.18
		30cm		YA023T4				\$209.56
		60cm		YA026T4				\$224.23
 CT-2 26mm ½ circle	Violet	20cm			YA02T6			\$199.17
		30cm			YA03T6			\$207.46
		60cm			YA06T6			\$221.99
 CT-1 36mm ½ circle	Violet	20cm				YA12R7	YA22R7	\$201.18
		30cm				YA13R7	YA23R7	\$209.54
		60cm				YA16R7	YA26R7	\$224.21

* All boxes are a quantity of 12.

*As with traditional sutures, Quill barbed suture size is determined by its OUTER diameter. It is therefore recommended that when using Quill barbed suture, you upsize by one USP compared with traditional suture. For example if previously using a 3-0 traditional suture, we recommend using a 2-0 Quill barbed suture.

Long-Term PDO™ Variable Loop

ABSORBABLE







NEEDLE	COLOUR	LENGTH	SIZE 3-0	2-0	0	1	2	PRICE
Reverse Cutting Needle 								
 FS-1 24mm $\frac{3}{8}$ circle	Violet	20cm	RA032R6	RA022R6				\$219.58
		30cm	RA033R6	RA023R6				\$228.72
		60cm	RA036R6	RA026R6				\$244.75
 FSL 30mm $\frac{3}{8}$ circle	Violet	20cm			RA02R8			\$215.24
		30cm			RA03R8			\$224.20
		60cm			RA06R8			\$239.89
 CP-2 26mm $\frac{1}{2}$ circle	Violet	20cm			RA02R14	RA12R14		\$215.24
		30cm			RA03R14	RA13R14		\$224.20
		60cm			RA06R14	RA16R14		\$239.89
 CP-1 36mm $\frac{1}{2}$ circle	Violet	20cm				RA12R15		\$217.40
		30cm				RA13R15		\$226.44
		60cm				RA16R15		\$242.29
 CP 40mm $\frac{1}{2}$ circle	Violet	20cm					RA22R16	\$219.56
		30cm					RA23R16	\$228.71
		60cm					RA26R16	\$244.72

* All boxes are a quantity of 12.

*As with traditional sutures, Quill barbed suture size is determined by its OUTER diameter. It is therefore recommended that when using Quill barbed suture, you upsize by one USP compared with traditional suture. For example if previously using a 3-0 traditional suture, we recommend using a 2-0 Quill barbed suture.

Long-Term PDO™ Variable Loop

ABSORBABLE





NEEDLE	COLOUR	LENGTH	SIZE 3-0	2-0	0	1	2	PRICE
Taper Point Needle 								
 RB-1 17mm ½ circle	Violet	20cm	RA032T2	RA022T2				\$219.58
		30cm	RA033T2	RA023T2				\$228.72
		60cm	RA036T2	RA026T2				\$244.75
 SH-1 22mm ½ circle	Violet	20cm		RA022T3				\$217.40
		30cm		RA023T3				\$226.46
		60cm		RA026T3				\$242.31
 SH 26mm ½ circle	Violet	20cm		RA022T4				\$217.40
		30cm		RA023T4				\$226.46
		60cm		RA026T4				\$242.31
 CT-2 26mm ½ circle	Violet	20cm			RA02T6			\$215.24
		30cm			RA03T6			\$224.20
		60cm			RA06T6			\$239.89
 CT-1 36mm ½ circle	Violet	20cm				RA12T7	RA22T7	\$217.40
		30cm				RA13T7	RA23T7	\$226.44
		60cm				RA16T7	RA26T7	\$242.29

* All boxes are a quantity of 12.

*As with traditional sutures, Quill barbed suture size is determined by its OUTER diameter. It is therefore recommended that when using Quill barbed suture, you upsize by one USP compared with traditional suture. For example if previously using a 3-0 traditional suture, we recommend using a 2-0 Quill barbed suture.

Polypropylene Variable Loop

NON-ABSORBABLE

NEEDLE	COLOUR	LENGTH	SIZE 3-0	2-0	0	1	2	PRICE
Reverse Cutting Needle								▽
 FS-1 24mm ¾ circle	Blue	20cm	JA032R6	JA022R6				\$195.01
		30cm	JA033R6	JA023R6				\$203.12
		60cm	JA036R6	JA026R6				\$217.35
 FSL 30mm ¾ circle	Blue	20cm			JA02R8			\$191.14
		30cm			JA03R8			\$199.10
		60cm			JA06R8			\$213.04
Taper Point Needle								●
 CT-2 26mm ½ circle	Blue	20cm			JA02T6			\$191.14
		30cm			JA03T6			\$199.10
		60cm			JA06T6			\$213.04
 CT-1 36mm ½ circle	Blue	20cm				JA12T7		\$193.07
		30cm				JA13T7		\$201.09
		60cm				JA16T7		\$215.17

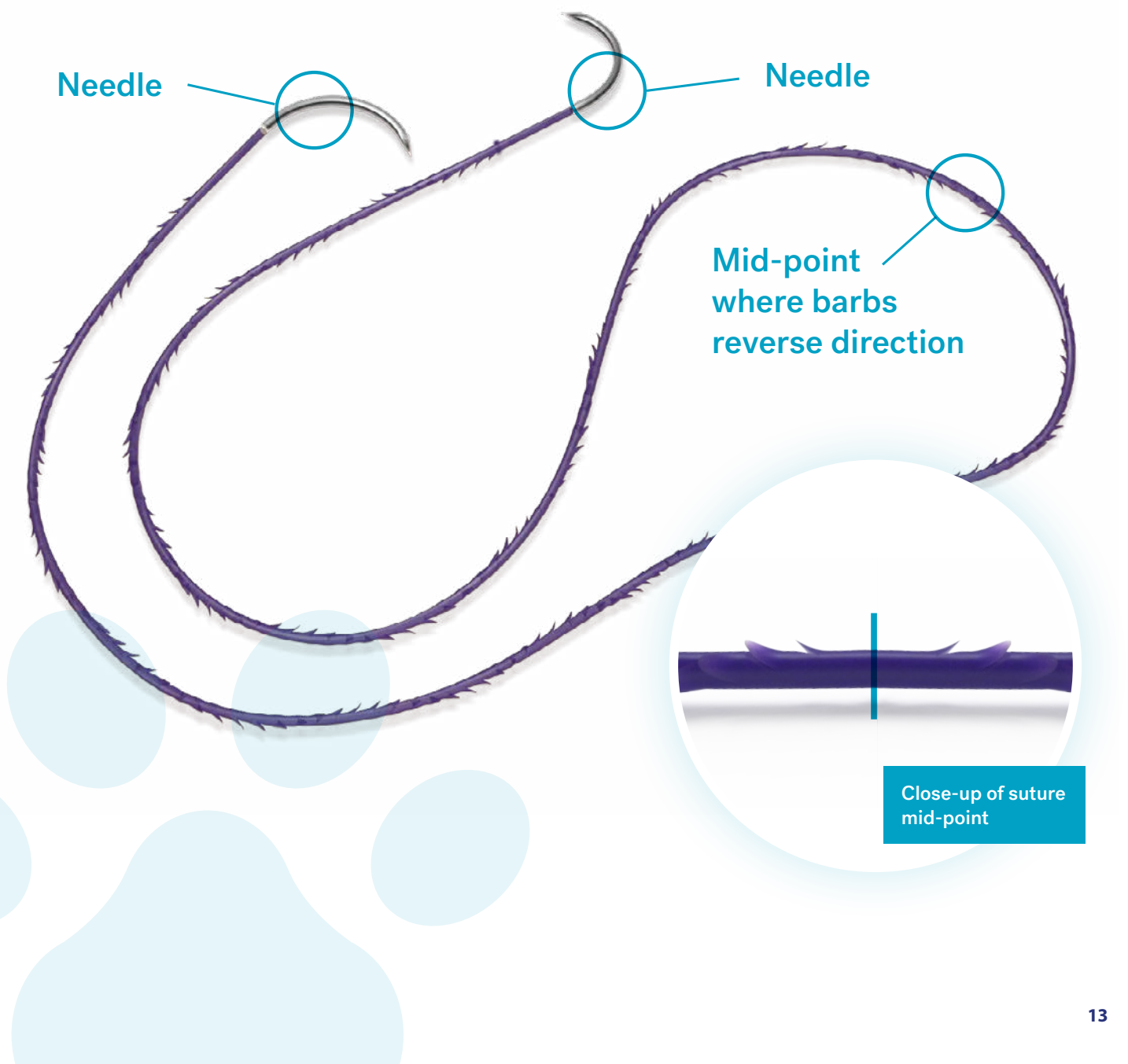


*As with traditional sutures, Quill barbed suture size is determined by its OUTER diameter. It is therefore recommended that when using Quill barbed suture, you upsize by one USP compared with traditional suture. For example if previously using a 3-0 traditional suture, we recommend using a 2-0 Quill barbed suture.

Quill™ Veterinary Bi-directional

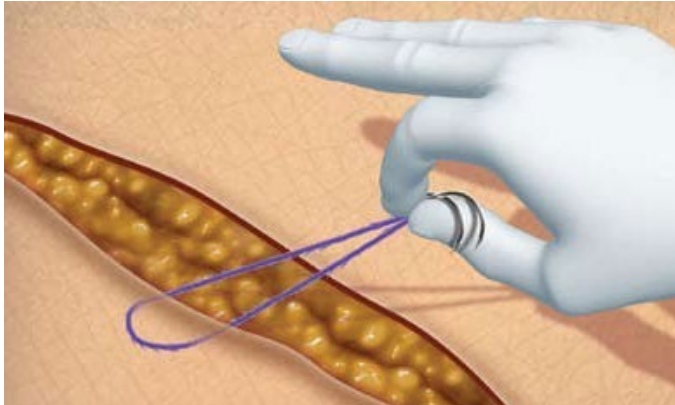
Barbs are cut in a helical fashion (in a spiral) around the strand. The barbs **reverse direction at mid-point** of the suture.

Start your wound closure at mid-point of the suture.

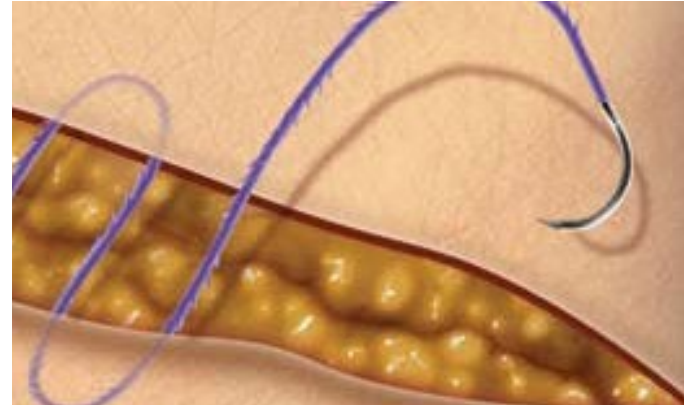




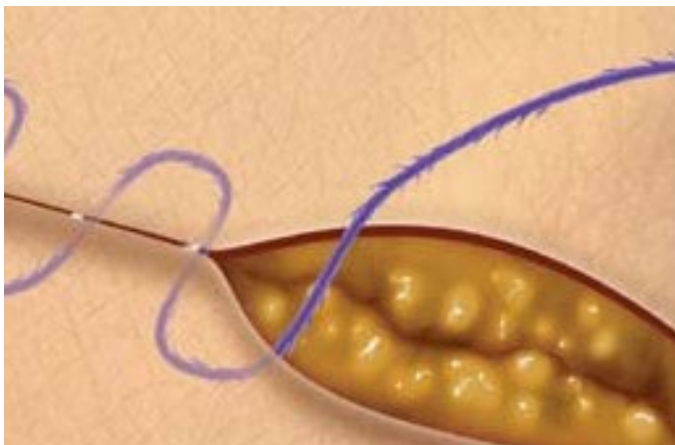
Subcuticular closure technique for the Quill™ Bi-Directional Device



1 Take one end of the Quill™ and pull it through until the transition point has reached the tissue. Estimation of the center of the device can be aided by taking a single bite of tissue, then aligning the two needles until both ends of the suture are of roughly equal length.



2 Taking one arm of the Quill™, complete at least two loose arcs through the tissue, then take a few tissue bites with the other arm of the device.



3 Once at least two arcs per side have been deployed, each of the strands can then be grasped and the tissue approximated to the desired tension. Continue the bites in the same pattern until the end of the wound is reached.



4 Secure the ends by employing a few backstitches and exiting laterally through the skin cut the remaining Quill™ flush with the skin to complete.

Deep Layer Closure








Closure of incisions that include deeper layers or multiple layers closures can be performed with the same starting position and employing a helical suturing technique.

Dual Layer Closure

Closure of wounds that include the full thickness of the skin and the subcutaneous fat. Can be performed by starting at the apex of the incision and running one arm in a deep helical pattern and the second arm in a subcuticular closure pattern.

Mid-Term Monoderm™ Bi-directional

ABSORBABLE







NEEDLE	COLOUR	LENGTH	SIZE 3-0	2-0	0	1	2	PRICE
Reverse Cutting Needle								▽
 FS-2 19mm 3/8 circle	Violet	7x7cm	YDA032R5					\$233.68
		14x14cm	YDA033R5					\$243.41
		30x30cm	YDA036R5					\$260.45
 FS-1 24mm 3/8 circle	Violet	7x7cm	YDA037R6	YDA027R6				\$233.68
		14x14cm	YDA031R6	YDA021R6				\$243.41
		30x30cm	YDA033R6	YDA023R6				\$260.45
 FS 26mm 3/8 circle	Violet	7x7cm		YDA022R7				\$231.36
		14x14cm		YDA023R7				\$240.99
		30x30cm		YDA026R7				\$257.88
 FSL 30mm 3/8 circle	Violet	7x7cm			YDA07R8			\$233.68
		14x14cm			YDA01R8			\$243.41
		30x30cm			YDA03R8			\$260.45
 CP-2 26mm 1/2 circle	Violet	7x7cm			YDA07R14	YDA17R14		\$233.68
		14x14cm			YDA01R14	YDA11R14		\$243.41
		30x30cm			YDA03R14	YDA13R14		\$260.45
 CP-1 36mm 1/2 circle	Violet	7x7cm				YDA17R15		\$236.04
		14x14cm				YDA11R15		\$245.86
		30x30cm				YDA13R15		\$263.07
 CP 40mm 1/2 circle	Violet	7x7cm					YDA27R16	\$238.41
		14x14cm					YDA21R16	\$248.33
		30x30cm					YDA23R16	\$265.72

* All boxes are a quantity of 12.

*As with traditional sutures, Quill barbed suture size is determined by its OUTER diameter. It is therefore recommended that when using Quill barbed suture, you upsize by one USP compared with traditional suture. For example if previously using a 3-0 traditional suture, we recommend using a 2-0 Quill barbed suture.

Mid-Term Monoderm™ Bi-directional

ABSORBABLE






NEEDLE	COLOUR	LENGTH	SIZE 3-0	2-0	0	1	2	PRICE
Taper Point Needle 								
 RB-1 17mm ½ circle	Violet	7x7cm	YDA072T2	YDA027T2				\$233.68
		14x14cm	YDA013T2	YDA021T2				\$243.41
		30x30cm	YDA033T2	YDA023T2				\$260.45
 SH-1 22mm ½ circle	Violet	7x7cm		YDA027T3				\$231.36
		14x14cm		YDA021T3				\$240.99
		30x30cm		YDA023T3				\$257.86
 SH 26mm ½ circle	Violet	7x7cm		YDA027T4				\$231.36
		14x14cm		YDA021T4				\$240.99
		30x30cm		YDA023T4				\$257.86
 CT-2 26mm ½ circle	Violet	7x7cm			YDA07T6			\$233.68
		14x14cm			YDA01T6			\$243.41
		30x30cm			YDA03T6			\$260.45
 CT-1 36mm ½ circle	Violet	7x7cm				YDA17R7	YDA27R7	\$236.04
		14x14cm				YDA11R7	YDA21R7	\$245.86
		30x30cm				YDA13R7	YDA23R7	\$263.07

* All boxes are a quantity of 12.

* As with traditional sutures, Quill barbed suture size is determined by its OUTER diameter. It is therefore recommended that when using Quill barbed suture, you upsize by one USP compared with traditional suture. For example if previously using a 3-0 traditional suture, we recommend using a 2-0 Quill barbed suture.

Long-Term PDO™ Bi-directional

ABSORBABLE







NEEDLE	COLOUR	LENGTH	SIZE 3-0	2-0	0	1	2	PRICE
Reverse Cutting Needle								▽
 FS-1 24mm 3/8 circle	Violet	7x7cm	RDA037R6	RDA027R6				\$252.54
		14x14cm	RDA031R6	RDA021R6				\$263.05
		30x30cm	RDA033R6	RDA023R6				\$281.46
 FSL 30mm 3/8 circle	Violet	7x7cm			RDA07R8			\$252.54
		14x14cm			RDA01R8			\$263.05
		30x30cm			RDA03R8			\$281.46
 CP-2 26mm 1/2 circle	Violet	7x7cm			RDA07R14	RDA17R14		\$255.07
		14x14cm			RDA01R14	RDA11R14		\$265.68
		30x30cm			RDA03R14	RDA13R14		\$284.28
 CP-1 36mm 1/2 circle	Violet	7x7cm				RDA17R15		\$255.07
		14x14cm				RDA11R15		\$265.68
		30x30cm				RDA13R15		\$284.29
 CP 40mm 1/2 circle	Violet	7x7cm					RDA27R16	\$257.62
		14x14cm					RDA21R16	\$268.36
		30x30cm					RDA23R16	\$287.15

* All boxes are a quantity of 12.

*As with traditional sutures, Quill barbed suture size is determined by its OUTER diameter. It is therefore recommended that when using Quill barbed suture, you upsize by one USP compared with traditional suture. For example if previously using a 3-0 traditional suture, we recommend using a 2-0 Quill barbed suture.

Long-Term PDO™ Bi-directional

ABSORBABLE





NEEDLE	COLOUR	LENGTH	SIZE 3-0	2-0	0	1	2	PRICE
Taper Point Needle 								
 RB-1 17mm ½ circle	Violet	7x7cm	RDA037T2	RDA027T2				\$252.54
		14x14cm	RDA031T2	RDA021T2				\$263.05
		30x30cm	RDA033T2	RDA023T2				\$281.46
 SH-1 22mm ½ circle	Violet	7x7cm		RDA027T3				\$250.02
		14x14cm		RDA021T3				\$260.43
		30x30cm		RDA023T3				\$278.66
 SH 26mm ½ circle	Violet	7x7cm		RDA027T4				\$250.02
		14x14cm		RDA021T4				\$260.43
		30x30cm		RDA023T4				\$278.66
 CT-2 26mm ½ circle	Violet	7x7cm			RDA07T6			\$252.54
		14x14cm			RDA01T6			\$263.05
		30x30cm			RDA03T6			\$281.46
 CT-1 36mm ½ circle	Violet	7x7cm				RDA17T7	RDA27T7	\$257.62
		14x14cm				RDA11T7	RDA21T7	\$265.68
		30x30cm				RDA13T7	RDA23T7	\$284.29

* All boxes are a quantity of 12.

*As with traditional sutures, Quill barbed suture size is determined by its OUTER diameter. It is therefore recommended that when using Quill barbed suture, you upsize by one USP compared with traditional suture. For example if previously using a 3-0 traditional suture, we recommend using a 2-0 Quill barbed suture.

Polypropylene Bi-directional

NON-ABSORBABLE

NEEDLE	COLOUR	LENGTH	SIZE 3-0	2-0	0	1	2	PRICE	
Reverse Cutting Needle								▽	
 FS-1 24mm ⅜ circle	Blue	7x7cm	JDA037R6	JDA027R6				\$224.26	
		14x14cm	JDA031R6	JDA021R6				\$233.59	
		30x30cm	JDA033R6	JDA023R6				\$249.94	
 FSL 30mm ⅜ circle	Blue	7x7cm			JDA07R8			\$224.26	
		14x14cm			JDA01R8			\$233.59	
		30x30cm			JDA03R8			\$249.94	
Taper Point Needle									●
 CT-2 26mm ½ circle	Blue	7x7cm			JDA07T6			\$224.26	
		14x14cm			JDA01T6			\$233.59	
		30x30cm			JDA03T6			\$249.94	
 CT-1 36mm ½ circle	Blue	7x7cm				JDA17T7		\$226.50	
		14x14cm				JDA11T7		\$235.94	
		30x30cm				JDA13T7		\$252.46	


* All boxes are a quantity of 12.

*As with traditional sutures, Quill barbed suture size is determined by its OUTER diameter. It is therefore recommended that when using Quill barbed suture, you upsize by one USP compared with traditional suture. For example if previously using a 3-0 traditional suture, we recommend using a 2-0 Quill barbed suture.

Fixation at every point of contact.

Unique high-density helical barbed structure

42 barbs per inch facilitates healing by
grasping the tissue throughout the wound
spreading tension evenly.



Sutures by Surgery Type and Animal Weight

Surgery Type	Main Choices	Alternatives	Animal Weight (LBS)			
			15	20	25	30
Intradermal closure	Monoderm			3-0 FS-1		← 3-0
Subcutaneous closure	Monoderm	PDO		3-0 RB-1, FS-1		← 3-0
Celiotomy	Monoderm (young), PDO (adult)			2-0 FS-1, SH-1, SH		← 2-0
Cesarean Section	PDO	Monoderm	3-0 RB-1	← 3-0 or 2-0 →		2-0 SH,
Cystotomy	Monoderm		3-0 RB-1			
Gastric Torsion (gastropexy)	PDO	Polypropylene		2-0 SH, SH-1		
Gastrotomy / Enterotomy	Monoderm, PDO		3-0 RB-1		← 3-0 or 2-0 →	
Intestinal Resection / Anastomosis	Monoderm		3-0 RB-1		← 3-0 or 2-0 →	
Laceration / General Wound	PDO	Monoderm	3-0 FS-1	← 3-0 or 2-0 →		2-0
Ovariohysterectomy (OHE)	Monoderm		2-0 FS-1, SH, SH-1, RB-1	← 2-0 or 0 →		

Quill™ Veterinary barbed suture is determined by its outer diameter. We recommend **upsizing by one USP** compared to traditional suture. For example, if using a 3-0 traditional suture, choose 2-0 Quill barbed suture as indicated below.

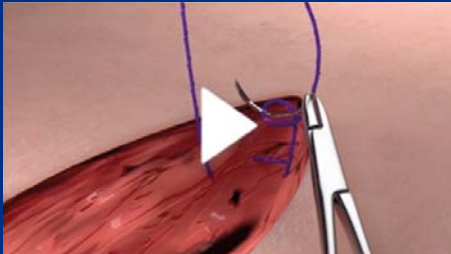
35	40	45	50	55	60	65	70	75	+
or 2-0 →		2-0 FS-1, SH				← 2-0 or 0 →		0 CT-2, SH, FSL	
or 2-0 →		2-0 RB-1, SH, SH-1				← 2-0 or 0 →		0 CT-2	
or 0 →	0 CT-2, FSL	← 0 or 1 →			1 FSL, CP-1, CT, CT-1		← 1 or 2 →		2 CT-1, CP
SH-1		← 2-0 or 0 →			0 CT-2		← 0 or 1 →		1 CT-1
← 3-0 or 2-0 →				2-0 SH, SH-1		← 2-0 or 0 →			0 CT-2
← 2-0 or 0 →		0 CT-2							
	2-0 SH, SH-1				← 2-0 or 0 →				0 CT-2
	2-0 SH, SH-1, RB-1				← 2-0 or 0 →			0 CT-2	
FS-1		← 2-0 or 0 →				0 FSL			
0 FSL, CP-2		← 0 or 1 →	1 CP-1, CT-1				← 1 or 2 →		2 CT-1, CP

(Please scan the below QR codes to access the videos below)



How to Use Quill™ Sutures

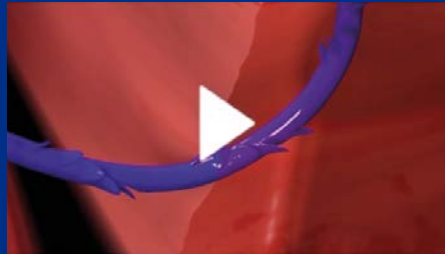
youtu.be/K1FoL7aGm5M



STEP 1

Anchor the Quill™ Device

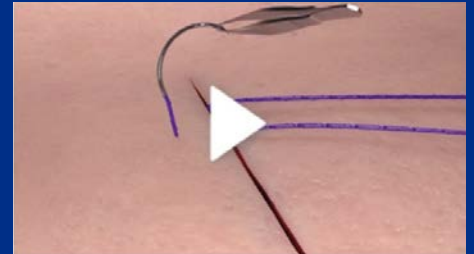
With the Quill™ device needle, take initial bite of the tissue. Then, pass the needle through the variable loop. Clinch down to engage the barbs at the fixation point.



STEP 2

Run the Stitch

Continue approximating the tissue in a running fashion until the opposite end of the wound is reached. The barbs retract for delivery and then engage for fixation.



STEP 3

Lock the Stitch

Continue the end by employing a few back stitches and cut the remaining Quill™ flush with the tissue complete. If approximating the subcuticular layer, exit laterally and cut flush with the skin.

CASE STUDIES: See Real Life use of Quill™ Products



Quill™ Vet midline lateral closure. See how Quill Vet approximates tissue after Mast Cell Tumour removal.

youtu.be/2PlzBe_rQyQ



TPLO plate removal closure with Quill Vet™ bi-directional.

youtu.be/g2v0vvMibJk



Unopened boxes of sutures can be returned for 100% credit within 6 months of purchase.
No credit provided for sutures returned after 6 month of purchase.
All prices listed are exclusive of GST.